

# 2019

## 2020-016

## 2020 04



cninf 巨潮资讯 www.cninfo.com.cn

(

)

JAÑ k ù



**..... 2**

**..... 7**

**..... 11**

**..... 27**

**..... 51**

**..... 66**

**..... 74**

**..... 75**

**..... 76**

**..... 86**

| | | |
|---|---|---|
| | | |
| | | |
| | | |
| | | |
| | | 4-6 |
| | | |

| | | |
|---|---|---|
| | | |
| | | |
| ISO 9001 | | |
| BIM | | "Building Information Model" |
| | | |
| | | |
| | | |

| | | |
|---|---|---|
| | | |
| | | |
| | | |
| | | |
| | | |
| | | |

| | | | |
|---|---|---|---|
| | | | 300607 |
| | | | |
| | | | |
| | Guangdong Topstar Technology Co.,Ltd. | | |
| | | | |
| | 2 | | |
| | 523811 | | |
| | 2 | | |
| | 523811 | | |
| | http://www.topstarltd.com | | |
| | topstar@topstarltd.com | | |



cninf 巨潮资讯 www.cninfo.com.cn

| | |
|---|---|
| | 61 |
| | |

| | | | |
|---|---|---|---|
| | 111 | | 2018 11 18 2021 12 31 |

2018 11 18 A IPO

2018 11 18 2021 12 31

| | 2019 | 2018 | | 2017 |
|---|---|---|---|---|
| | 1,660,363,365.82 | 1,198,098,144.60 | 38.58% | 764,422,959.92 |
| | 186,573,823.78 | 171,826,384.01 | 8.58% | 138,021,877.16 |
| | 183,320,939.38 | 155,820,537.95 | 17.65% | 126,353,312.17 |
| | 122,201,250.28 | 115,214,741.51 | 6.06% | 7,278,548.77 |
| / | 1.41 | 1.32 | 6.82% | 1.34 |
| / | 1.41 | 1.32 | 6.82% | 1.34 |
| | 18.07% | | | |

| | | | | |
|---|---|---|---|---|
| | -53,802,647.30 | -7,584,860.69 | 95,236,691.60 | 88,352,066.67 |

**1**

**2**

| | 2019 | 2018 | 2017 | |
|---|---|---|---|---|
| | 168,332.99 | 869.19 | -134,953.41 | |
| | 4,273,918.91 | 14,271,220.59 | 6,485,161.80 | |
| | | 2,548,974.53 | 5,192,985.45 | |
| | | 1,384,648.16 | 511,100.00 | |
| | -651,197.63 | 548,302.15 | 1,658,363.18 | |
| | 538,376.64 | 2,748,175.81 | 2,044,092.03 | |
| | -206.77 | -7.25 | | |

1



cninf 巨潮资讯 www.cninfo.com.cn




1

2

2019 5 HQ HQ

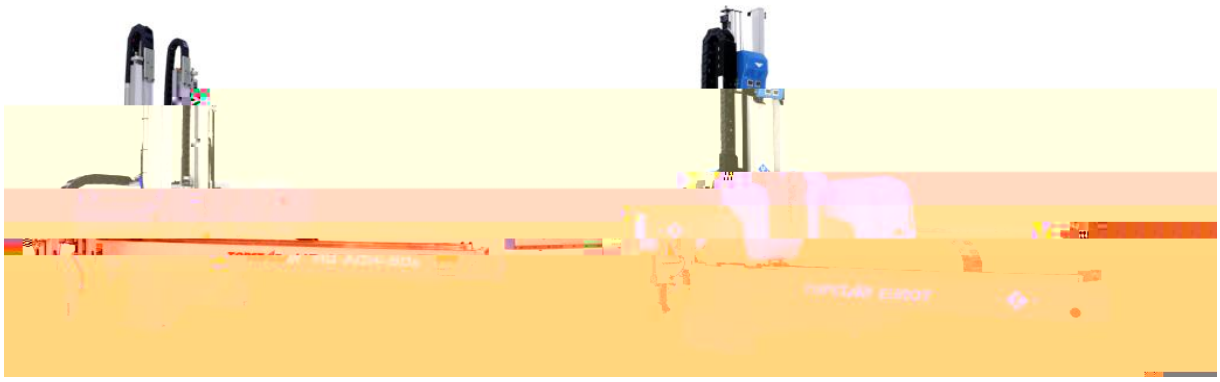

2 XYZ

2

3C

5G

1 3C

3C 3C

3C



cninf 巨潮资讯 www.cninfo.com.cn

2

3

4

5G

2

MEVH EVH
EVA EMVH EEA
SEVH

EVH EVH

,

EVA EVA

+ 50%

EMVH

L V PV P 3 6

EEA EEA
20% 80

ÎëWë wñIcdÃ§Ï11dÉÂdkãPñ'0ë Vdr&2€£@\¹F° É3'XÀÖ¤J€ ..wØ •.° ‡%Ô2¨ • i ÄwØAàóAîpŸ.´ k ..2ÀŒór øp 0 n± Uo wñÉRc( 4»>

4

1

2



cninf 巨潮资讯 www.cninfo.com.cn

3

0

A

4

3C 5G

2019

HQ



cninf 巨潮资讯 www.cninfo.com.cn

ABB

ABB

2 YASKAWA

1915

3 FANUC

FANUC 1956 FANUC

4 KUKA

2017 1 94.55%

5 STAR SEIKI

1976

6

2000

3C

7

1993 2012

2016 2017 TRIO

MAI ‖

2009
2011

56.51%

| | |
|---|---|
| | |
| | |
| | 2,572.56 |
| | 48,310.40 114.88% |
| | 20,001.21 |
| | 32,956.03 71.78% |
| | 1,514.77 36.67% |
| | 441.81 67.61% |

**2**





cninf 巨潮资讯 www.cninfo.com.cn

HRBP BP

IT

MTL LTC

ITR

5.

1

SCARA

1

6 TSR 090-05 TSR 070-07 TSR140-10 TSR170-20

TSR 091 56.64 44079C01 7TBT114.86 421.87 Tm[(-)] TJETBT1 0 0 1 118.22 421.87 Tm[(05)] TJETBT/F1 10.56 Tf1 0 0

IP54 20KG

3C

SCARA+Delta 1 SCARA Delta
SCARA
Delta
SCARA 0.01
0.38 Delta 1200 0.27 8 15

SCARA SCARA

0.02 600 6 10
SCARA

M3 M12 3C
5 30 0.025 650

APP

PLC

PLC

5 50
. 80%
0.05 1410

Ò



cninf 巨潮资讯 www.cninfo.com.cn

ÑOE-

12

50%

APP

0.05mm

1B

. , . 1 7. .

3 5



cninf 巨潮资讯 www.cninfo.com.cn

2019

166,036.34 38.58%
18,332.09 17.65% 2019 12 31 266,790.15
56.20% 167,249.18 83.58%

IPD
HQ I
I I

NVT
70

1

80,015.62 13.43%
26,086.43
13.8% 56,039.41 137.9%

2019

2

IPD
I I I
I

SCARA

I

I

PP1200 8 15 1200
245 800 105 0.27 IP65

6,991.36 17.23% 2019 12 31
230 13 88 50
2019 321

3

2019

6S

4

6

2021

2020



cninf 巨潮资讯 www.cninfo.com.cn

1

3C

| | | | |
|---|---|---|---|
| 1 | | APA IOTC | |
| 2 | PCM | MES | |
| 3 | punch | MES | |
| 4 | PACK | | PACK |

TRAY OCV

5

| | | | |
|---|---|---|---|
| | | OK/RW/NG/CI/RI tray cassette | AOI |
| 10 | | CCD | 3C |
| 11 | 3D | tray<br>XY<br>tray | 3C |

| | | | | |
|---|---|---|---|---|
| 1 | | 850W<br>4.7A CAN<br>CANopen<br>0.05mm<br><5.6s | | 0. 0. |

TM , TM90 TM170
TM130 TM170 TM260 TM330 TM400 TM470
TMTM560, 8

2

cninf 巨潮资讯 www.cninfo.com.cn

| | | | | |
|---|---|---|---|---|
| | | FPC | | |
| 20 | CTP | PACK | PACK | |

30%

30%

**1**

**2**

**1**

| | | | | | |
|---|---|---|---|---|---|
| | 25,181,976.23 | 1.52% | 43,789,460.11 | 3.65% | -42.49% |
| | 73,679,108.13 | 4.44% | 31,976,584.42 | 2.67% | 130.42% |
| | 59,510,108.40 | 3.58% | 76,925,841.71 | 6.42% | -22.64% |
| | 175,390,271.47 | 10.56% | 35,024,265.24 | 2.92% | 400.77% |
| | 20,952,792.25 | 1.26% | 15,518,123.61 | 1.30% | 35.02% |
| | 3,217,461.61 | 0.19% | 9,503,373.29 | 0.79% | -66.14% |

11

| | | | | |
|---|---|---|---|---|
| | 106,688,012.14 | 10.85% | -0.92% | -7.53% |

**3**

| | | | 2019 | 2018 | |
|---|---|---|---|---|---|
| | | / | 10,516 | 8,592 | 18.89% |
| | | / | 9,431 | 8,863 | -5.78% |
| | | / | 973 | 1,942 | -49.90% |
| | | / | 17,525 | 17,379 | 0.84% |
| | | / | 15,984 | 18,405 | -11.42% |
| | | / | 1,264 | 3,458 | -63.45% |
| | | | 274 | 261 | 4.98% |
| | | | 274 | 238 | 15.13% |
| | | | 52 | 45 | 15.56% |

30%

49.90%

3 1

2

1 2019 11 29 10

100% 2019 12 31

2 2019 9 5

2750 61.11% 2019 12 31 275

3 2019 12 20

350 70% 2019 12 31

1 1

**7**

**8**

| | |
|---|---|
| | 686,772,254.53 |
| | 41.36% |
| | 0.00% |

5

| | | | |
|---|---|---|---|
| 1 | | 278,550,187.49 | 16.78% |
| 2 | | 230,304,750.45 | 13.87% |
| 3 | | 110,577,981.65 | 6.66% |
| 4 | | 47,305,840.71 | 2.85% |
| 5 | | 20,033,494.23 | 1.21% |
| | -- | 686,772,254.53 | 41.36% |

| | |
|---|---|
| | 205,252,448.74 |
| | 21.43% |
| | 0.00% |

| | | | |
|---|---|---|---|
| 3 | | 32,068,820.41 | 3.35% |
| 4 | | 27,851,508.58 | 2.91% |
| 5 | | 21,247,032.11 | 2.22% |
| | -- | 205,252,448.74 | 21.43% |

**3**

| | 2019 | 2018 | | |
|---|---|---|---|---|
| | 153,344,629.36 | 120,844,462.57 | 26.89% | |
| | 75,534,027.32 | 58,139,051.16 | 29.92% | |
| | 9,483,867.38 | | | |

**5**

| | 2019 | 2018 | |
|---|---|---|---|
| | 1,278,371,226.58 | 1,197,873,265.06 | 6.72% |
| | 1,156,169,976.30 | 1,082,658,523.55 | 6.79% |
| | 122,201,250.28 | 115,214,741.51 | 6.06% |
| | 329,480.00 | 284,336,465.67 | -99.88% |

| | | | | |
|---|---|---|---|---|
| | 168,332.99 | 0.08% | | |
| | 6,906,126.37 | 3.12% | | |

**1**

2019

| | 2019 | | 2019 | | | |
|---|---|---|---|---|---|---|
| | | | | | | |
| | 903,647,650.10 | 33.87% | 420,543,634.63 | 24.62% | 9.25% | |
| | 788,681,866.49 | 29.56% | 459,121,586.79 | 26.88% | 2.68% | |
| | 207,208,323.59 | 7.77% | 288,686,203.47 | 16.90% | -9.13% | |
| | 9,665,477.97 | 0.36% | 16,884,565.00 | 0.99% | -0.63% | 704.16 |
| | 212,645,513.26 | 7.97% | 223,474,963.99 | 13.08% | -5.11% | |
| | 25,725,616.97 | 0.96% | | 0.00% | 0.96% | |
| | 151,500,000.00 | 5.68% | 164,578,221.74 | 9.64% | -3.96% | |
| | 115,239,122.31 | 4.32% | 124,281,752.46 | 7.28% | -2.96% | |

**2**

√ □

| | | | | | | | |
|---|---|---|---|---|---|---|---|
| | | | | | | | |

**3**

| | | |
|---|---|---|
| | 214,417,796.97 | |
| | 2,655,269.30 | |
| | 7,254,588.02 | |
| | 224,327,654.29 | |

**1**

| | | |
|---|---|---|
| 3,000,004.00 | | -97.67% |
| 300 | 2019.12.31 | 4 |

**2**

**3**

**4**

√ □

**1**



2017



cninf 巨潮资讯 www.cninfo.com.cn

| | | | | | | | | | | | |
|---|---|---|---|---|---|---|---|---|---|---|---|
| | | | | | | | | | 2019 | | |
| | | | | | | | | | | | |
| | | | | | | | | | | | |
| IPO | | 3,023.99 | 3,023.99 | | 2,474.92 | 81.84% | 2018 10 31 | | | | |
| | | 60,917.06 | 60,917.06 | | | | | | | | |
| | -- | 91,001.5 | 91,001.5 | 1,003.77 | 28,215.01 | -- | -- | 16,953.86 | 29,783.59 | -- | -- |

| | |
|---|---|
| | |
| | |
| | |
| | |
| | |
| | |
| | |
| | |
| | IPO<br>2020 03 31 25,443,019.86 |
| | |
| | |



cninf 巨潮资讯 www.cninfo.com.cn

| | |
|---|---|
| | |
| | 2<br>2012 44<br>2019 |

**3**

**1**

**2**

10%

| | | | | | | | | |
|---|---|---|---|---|---|---|---|---|
| | | 1 | 7,002,700.00 | 116,710,835.65 | 57,368,287.78 | 115,358,551.27 | 24,549,590.01 | 21,691,435.37 |
| | | 2 | 20,000,000.00 | 138,857,855.15 | 36,036,589.07 | 130,425,219.64 | 25,408,803.50 | 19,577,812.60 |
| | | 3 | 4,415,559.04 | 121,578,742.64 | 34,395,352.90 | 121,312,899.78 | 41,330,387.92 | 34,194,008.36 |



cninf 巨潮资讯 www.cninfo.com.cn

( )

2

3

| | | |
|---|---|---|
| | | 1,486.73<br>435.45 |

2

cninf 巨潮资讯 www.cninfo.com.cn

| | | | | | | | |
|---|---|---|---|---|---|---|---|
| | | 21.86% | 26.88% | 29.56% | | | |
| 23,501.12 | 35,702.37 | 67,348.01 | | | 86.65% | 74.49% | 82.30% |

3

**1**



2019 01 23

2019

5 7 2018 2018 2018

130,442,088 10 3.00 0

10 0 2019 6 21 2019

130,442,088 131,869,088

131,869,088

10 2.967536 39,132,626.59

10 6 39,132,626.4 0.19

0 10 0 2019 6 26

2018 2019 7 2

2019 7 3

| | |
|---|---|
| | |
| | |
| | |

| | |
|---|---|
| | 0.00 |
| | 44,380,301.10 |
| | 495,654,134.97 |
| | 23.79% |

**1**

| | | | | | | |
|---|---|---|---|---|---|---|
| | | | | | | |
| | | | | 2016 11 18 | | |
| | | | | | | |

25%

50%

" "

10 1

10

60

20%

2

3

20%

11 2010 11 90

10,300

2012 8 31

730

3 1

2

1 2019 11 29 10

100% 2019 12 31

2 2019 9 5

2750 61.11% 2019 12 31 275

3 2019 12 20

350 70% 2019 12 31

1 1

| | |
|---|---|
| | |
| | 50 |
| | 9 |
| | |
| | 2 |



cninf 巨潮资讯 www.cninfo.com.cn

1 2017 5 17

4000

24

2 2017 6 5 2017

3 2017 6 28 2017-062

2017 6 28 406,300

4 2017 7 10 2016 10 8

731,340

5 2018 12 28

2018-095

6 2019 1 25

< > <

>

7 2019 5 24 2019-059

1 2019 2 26 2019

2019

2 2019 2 2TJETBT1 0 0 1 56.64 302.81 Tm[<3F009A3C173F>594F557 T7369>170<11A941AF044C18DB>

3 2019 3 14 2019 <2019
> <2019
>
2019

4 2019 5 13
2019

5 2019 6 19 2019 2019 6 21 2019

6 2019 8 23
2019 2019 7 3 2018
2019

/ 2019
38.29 37.99

**1**

**2**

**3**

| | | | | | | | |
|---|---|---|---|---|---|---|---|
| | | | | 1500 | 91.3 | 88.08 | -6.92 |
| | | | | 1500 | 91.3 | 88.08 | -6.92 |

| | |
|---|---|

; :

; ; ;

**4**



cninf 巨潮资讯 www.cninfo.com.cn

7663 84,293.00 5 10%
15 2014 10 1 2024 7 31 2014
8 1 2014 9 30
3 2018 4 23
818 1
8250 15 / / 3 / /
2018 5 1 2021 4 30 2018 5 1 2019 4 30

2018 5 2
13,000,965.34 1,200
3 367,782.13 1,000.00

10%

10%

**2**

**3**

**1**

**2**

**4**

**1**



cninf 巨潮资讯 www.cninfo.com.cn

**2**

**1**

**2**

**3**

**1**

| | | | | | | | | | |
|---|---|---|---|---|---|---|---|---|---|
| | | | | | | | | | |
| | 73,082,520 | 56.03% | 1,427,000 | 0 | 0 | | | | |

3,825

4 2018 10 8
A 2018 11 30 2018
2019 6 14 2019 5 29
2019 963 2019 11 11
2019 11 28

1 2019 2 26 2019
2019

2019 2 27 www.cninfo.com.cn
2019 2 27 2019 3 8 2019

2019 3 9 2019

2019 3 14 2019 <2019
> <2019
>
2019

2 2018 10 8
A 2018 11 30 2018
2018 12 13 2019 6 14
2019 5 29 2019 963

1 2019 33 1,427,000

2 A 16,065,249
2019 11 28



cninf 巨潮资讯 www.cninfo.com.cn

0. 7 11 205 ...
4 .43 027 25 712 115
25 712 115 0. 7 ,2 ,2
,1

**2**

| | | | | | | |
|---|---|---|---|---|---|---|
| | 52,235,460 | 0 | 0 | 52,235,460 | | 2020 2 8 |
| | 8,055,315 | 0 | 225,000 | 7,830,315 | | 25% |
| | 6,240,645 | 0 | 0 | 6,240,645 | | 25% |
| | 6,551,100 | 0 | 0 | 6,551,100 | | 2020 2 8 |
| 2019<br>33 | 0 | 1,427,000 | | 1,427,000 | | 2019 |

0 3,825

| | | | | | | |
|---|---|---|---|---|---|---|
| | | | | | | |
| | | | | | | |

1 2019 5 13

2019

2019 6 19

2019 6

| | | | | 9 | | | |
|---|---|---|---|---|---|---|---|
| 5% 10 | | | | | | | |
| | | | | | | | |
| | | 36.21% | 53,564,000 | 899,540 | 52,235,460 | 1,328,540 | 22,515,331 |
| | | 7.06% | 10,440,420 | 0 | 7,830,315 | 2,610,105 | |
| | | 5.62% | 8,320,860 | 0 | 6,240,645 | 2,080,215 | 811,999 |
| ( ) | | 4.43% | 6,551,100 | 0 | 6,551,100 | 0 | |
| | | 2.56% | 3,786,869 | 3,786,869 | 0 | 3,786,869 | |
| | | 2.50% | 3,700,000 | 3,700,000 | 0 | 3,700,000 | |
| | | 1.58% | 2,340,066 | -130,054 | 0 | 2,340,066 | |
| | | 1.32% | 1,956,523 | 0 | 0 | 1,956,523 | |
| | | 1.19% | 1,759,970 | 103,076 | 0 | 1,759,970 | |
| 80 | | 1.17% | 1,723,610 | 0 | 0 | 1,723,610 | |
| 10 4 | | | | | | | |

**3**

25%

50%

25%



cninf 巨潮资讯 www.cninfo.com.cn

cninf 巨潮资讯 www.cninfo.com.cn

cninf 巨潮资讯 www.cninfo.com.cn

| | | | | | | | | | | | |
|---|---|---|---|---|---|---|---|---|---|---|---|
| | | | | 40 | 2014 03 24 | 2020 06 04 | 52,664,460 | 899,540 | 0 | 0 | 53,564,000 |
| | | | | 43 | 2014 03 24 | 2020 06 04 | 10,440,420 | 0 | 0 | 0 | 10,440,420 |

cninf 巨潮资讯 www.cninfo.com.cn

cninf 巨潮资讯 www.cninfo.com.cn

2015 4 2016 11
2017 10 2018
08 2016 06 2015
1 2017 6 2017 6 2019 2

1 1988 4 2007

2 1984 4 2007 2 2008 3
2008 4

3 1984 9 2003 2006
2007 3
2019 2

4 1979 10 2009 2 2013 5
2013 10 2014 4 2014 4
2017 6 2019 2

1
2
3
4 1974 3
1997 2017

2017 10 2018 10
2019 1

5 1979 7
2003 2018 2012 IT
2019 1 2019
1 7 j

6 1976 2
1996 12 2003 11 2003 11 2006
12 2006 12 2010 7
2010 7 2011 11 2011 11
2014 2

2013

2019 5 6

8 1979 7 2001 2018
IT
HRBP BMT HRD 2018 6
2018 8

9 1982 11
MBA 2010 2017
2018 12 2019 1
2019 6

10 1972 9
EMBA 2003 8 2011 12

2011 8 2014 1 2015
11 2015 11
2016 6 2018 9 2018 10
2019 2 2019 6

11 1981 2 2005
-2006 2007 -2009
2009 -2018
2018 8 2019 8
CEO

12 1979 12
2002 .



cninf 巨潮资讯 www.cninfo.com.cn

| | | | | | |
|---|---|---|---|---|---|
| | | | 2013 10 17 | 2020 03 10 | |
| | | | 2020 03 11 | | |

| | |
|---|---|
| | 256 |
| | 747 |
| | 40 |

cninf 巨潮资讯 www.cninfo.com.cn

4

9 3

12



TÄ

11

www.cninfo.com.cn



cninf 巨潮资讯 www.cninfo.com.cn

**1**

| | | | | | | | |
|---|---|---|---|---|---|---|---|
| | | | | | | | |
| | | | | | | | 1 |
| | | | | | | | 2 |

**4**

3

**1**

**2**

| | |
|---|---|
| | 2020 04 23 |
| | www.cninfo.com.cn |
| | 100.00% |
| | 100.00% |
| | |
| | | |
| | 1.<br>2. | [redacted] |

3.

| | |
|---|---|
| | 2020 04 21 |

2

6.

1

2

3

4

5

6

- **2020 4 21**



cninf 巨潮资讯 www.cninfo.com.cn

**1**

| | 2019 12 31 | 2018 12 31 |
|---|---|---|
| | | |

| | | |
|---|---|---|
| | | |
| | | |
| | | |
| | | |
| | | |
| | 9,665,477.97 | 16,884,565.00 |
| | | |
| | | |

cninf 巨潮资讯 www.cninfo.com.cn

| | | |
|---|---|---|
| | | |
| | | |
| | 998,874,199.96 | 369,722,021.69 |
| | 32,264,470.00 | |
| | -304,013.22 | 42,458.54 |
| | | |
| | 62,597,637.25 | 52,133,139.66 |
| | | |
| | 495,654,134.97 | 358,678,997.27 |
| | 1,672,491,825.96 | 911,018,705.16 |
| | 3,184,811.18 | 1,681,181.48 |
| | 1,675,676,637.14 | 912,699,886.64 |
| | 2,667,901,506.44 | 1,707,998,776.65 |

**2**

| | 2019 12 31 | 2018 12 31 |
|---|---|---|
| | | |
| | 581,690,462.68 | 404,116,714.28 |
| | | |
| | | |
| | | |
| | 32,363,708.31 | 37,810,449.95 |
| | 670,763,762.47 | 401,859,715.66 |
| | | |
| | 50,063,297.16 | 38,630,296.42 |
| | 83,795,243.60 | 38,925,304.25 |
| | 1,627,908.36 | 323,408.15 |
| | | |
| | 165,450,883.32 | 247,861,424.63 |
| | | |
| | | |



cninf 巨潮资讯 www.cninfo.com.cn

cninf 巨潮资讯 www.cninfo.com.cn

cninf 巨潮资讯 www.cninfo.com.cn

-



cninf 巨潮资讯 www.cninfo.com.cn

| | | |
|---|---|---|
| 7. | | |
| 8. | -346,471.76 | 42,458.54 |
| 9. | | |
| | | |
| | 187,695,394.79 | 170,467,832.42 |
| | 186,227,352.02 | 171,868,842.55 |
| | 1,468,042.77 | -1,401,010.13 |

| | | |
|---|---|---|
| - | 168,332.99 | 869.19 |
| | 118,357,698.00 | 196,930,410.22 |
| | 409,239.08 | 1,479,191.05 |
| | 787,089.06 | 850,335.41 |
| | 117,979,848.02 | 197,559,265.86 |
| | 13,334,872.15 | |

| | 2019 | 2018 |
|---|---|---|



cninf 巨潮资讯 www.cninfo.com.cn

| | | |
|---|---|---|
| | 329,480.00 | 284,336,465.67 |
| | 41,029,090.29 | |

| | | |
|---|---|---|
| | 477,964,059.48 | 327,336,480.91 |



cninf 巨潮资讯 www.cninfo.com.cn

**7**

| | 2019 |
|---|---|
| | |

| | | | | | | | | | | | | | | | |
|---|---|---|---|---|---|---|---|---|---|---|---|---|---|---|---|
| | | | | | | | | | | | | | | 2019 | |
| 1 | 17,492,249.00 | | | | 623,942,868.00 | | | | | | | | 641,435,117.00 | 490,000.00 | 641,925,117.00 |
| 2 | | | | | | | | | | | | | | | |

| | 2018 |
|---|---|
| | , |

cninf 巨潮资讯
www.cninfo.com.cn

| | | | | | | | | | | | | | | | |
|---|---|---|---|---|---|---|---|---|---|---|---|---|---|---|---|
| | | | | | | | | | | | 2019 | | | | |
| 2 | | | | | | | | | | | | | | | |
| 3 | | | | | | | | | | | -26,088,41<br>7.60 | | -26,088,4<br>17.60 | | |



cninf 巨潮资讯 www.cninfo.com.cn

| | 2019 | | | | | | | | | | | | | |
|---|---|---|---|---|---|---|---|---|---|---|---|---|---|---|
| | | | | | | | | | | | | | | |
| | 130,442,088.00 | | | 369,722,021.69 | | 42,458.54 | | 52,133,139.66 | | 358,678,997.27 | | | | |

| | | |
|---|---|---|
| | 00 | 00 |

| | | | | | | | | | | | | |
|---|---|---|---|---|---|---|---|---|---|---|---|---|
| 1 | | | | | | | | | | | | |
| 2 | | | | | | | | | | | | |
| | | | | | | | | | | | | |
| | 147,934,33 | | | | 1,001,359,79 | 32,264,470.0 | | | | | | |
| | 7.00 | | | | 0.89 | 0 | | | | | | |

| | | | | | | | | | | | | |
|---|---|---|---|---|---|---|---|---|---|---|---|---|
| 1 | | | | | | | | | | | | |
| 2 | | | | | | | | | | | | |
| 3 | | | | | | | | | | | | |

cninf 巨潮资讯
www.cninfo.com.cn

,

2014 3 24

**1**

**6**

,

0,



Ѵ Ѵ

**0,**

**2019 1 1**

1

2

3

4

5

6

**2019 1 1**

1

2



cninf 巨潮资讯 www.cninfo.com.cn

3

4

5

1,

1
2

1
2

2,

3,



cninf 巨潮资讯 www.cninfo.com.cn

| | |
|---|---|
| 3 | . . , . . |

3

12

0. 7

0

. 1. .

| | |
|---|---|
| | |
| 0 | |
| | |
| | |
| 0 | |

| | | |
|---|---|---|
| 4 4 | , . . | , . . |

4 0

# 14

1

**11**

“ .

**12**

“ .

**13**

**14**

“ .

2,

3,

1

2

**16**

1

2

**17**

,

0,

1

2



cninf 巨潮资讯 www.cninfo.com.cn

1,

1

2

“ ” “

”

1



cninf 巨潮资讯 www.cninfo.com.cn

## 18

### 1

1 2

### 2

| | | | | |
|---|---|---|---|---|

**20**

**,**

0

0

**0,**



cninf 巨潮资讯 www.cninfo.com.cn

**22**

**23**



T6 @Þ à.´ ðNÍ Ò ` ¸

**2**

1

/ /

2

**3**

**4**

**26**

**27**

**,**

1
2
3

**0,**



cninf 巨潮资讯 www.cninfo.com.cn

，

1

2



cninf 巨潮资讯 www.cninfo.com.cn

0,

1,

1

2

**2**

1

2

**34**

**35**

**1**

1 2019

2019

2019 4 30 2019 9 19 2019

2019 6 2019 2019

16

| | | | |
|---|---|---|---|
| 1 | | 39,981,851.40<br>459,121,586.79<br>82,484,963.18<br>156,802,272.52 | 37,810,449.95<br>401,859,715.66<br>82,484,963.18<br>142,309,590.56 |
| 2 | | -17,334,078.64 | -13,864,615.68 |



cninf 巨潮资讯 www.cninfo.com.cn

2 22 23
24 37



cninf 巨潮资讯 www.cninfo.com.cn

**2**

**3 2019**

| | 2018 12 31 | 2019 01 01 | |
|---|---|---|---|
| | | | |
| | 420,543,634.63 | 420,543,634.63 | |
| | | | |
| | | | |
| | | | |
| | | | |
| | | | |
| | 39,981,851.40 | 39,981,851.40 | |

| | | | |
|---|---|---|---|
| | | | |
| | | | |
| | | | |
| | | | |
| | | | |
| | 16,884,565.00 | 16,884,565.00 | |
| | | | |



cninf 巨潮资讯 www.cninfo.com.cn

| | | | |
|---|---|---|---|
| | | | |
| | | | |
| | | | |
| | | | |
| | 20,066,390.08 | 20,066,390.08 | |
| | 41,399,252.63 | 41,399,252.63 | |
| | 9,708,285.23 | 9,708,285.23 | |
| | 735,069.51 | 735,069.51 | |
| | | | |
| | | | |
| | | | |
| | | | |
| | 9,440,792.89 | 9,440,792.89 | |
| | 52,606.88 | 52,606.88 | |
| | 657,409,653.66 | 657,409,653.66 | |
| | | | |
| | | | |

| | | | | |
|---|---|---|---|---|
| | | [redacted] | | |
| | | [redacted] | | |
| | 369,722,021.69 | [redacted] | [redacted] | |
| | | [redacted] | | |
| | 42,458.54 | [redacted] | [redacted] | |
| | | [redacted] | | |
| | 52,133,139.66 | [redacted] | [redacted] | |
| | | [redacted] | | |
| | 358,678,997.27 | [redacted] | [redacted] | |
| | 911,018,705.16 | [redacted] | [redacted] | |
| | 1,681,181.48 | [redacted] | [redacted] | |
| | 912,699,886.64 | [redacted] | [redacted] | |
| | 1,707,998,776.65 | [redacted] | [redacted] | |

[redacted]

| | | |
|---|---|---|
| | 247,861,424.63 | 247,861,424.63 |



cninf 巨潮资讯 www.cninfo.com.cn

cninf 巨潮资讯 www.cninfo.com.cn

| | |
|---|---|
| | 25% |

**2**

，

2007 3 16

15%

2019 4 25

2019 101 2018

2018 1 1 2020 12

31 GR201844002768

2.

( [2000]18 ) 5

( [2000]25

) 1 3%

1，

(

[2000]25 ) 1

2019

2，

2016 12 9 GR201644004662

2017 2 23

2017 26

2016 2016 1

1 2018 12 31 2019 2019 12 2

2019

2019 15%

**3**

**1**

| | | |
|---|---|---|
| | 67,373.83 | 32,880.15 |
| | 688,886,381.28 | 343,480,521.11 |
| | 214,693,894.99 | 77,030,233.37 |
| | 903,647,650.10 | 420,543,634.63 |



cninf 巨潮资讯 www.cninfo.com.cn

| | | |
|---|---|---|
| | 59,129,290.12 | 1,613,667.62 |

276,098.02

| | | |
|---|---|---|
| | | |

| | | |
|---|---|---|
| | 32,997,926.64 | 37,692,575.40 |
| | 8,330,941.78 | 2,289,276.00 |
| | 41,328,868.42 | 39,981,851.40 |

| | | | | | | | | | | |
|---|---|---|---|---|---|---|---|---|---|---|
| | | | | | | | | | | |
| | | | | | | | | | | |
| | | | | | | | | | | |
| | 41,962,141.08 | 100.00% | 633,272.66 | 1.51% | 41,328,868.42 | 40,004,975.40 | 100.00% | 23,124.00 | 0.06% | 39,981,851.40 |
| | | | | | | | | | | |
| 1 | 8,964,214.44 | 21.36% | 633,272.66 | 7.06% | 8,330,941.78 | 2,312,400.00 | 5.78% | 23,124.00 | 1.00% | 2,289,276.00 |
| 2 | 32,997,926.64 | 78.64% | | | 32,997,926.64 | 37,692,575.40 | 94.22% | | | 37,692,575.40 |
| | 41,962,141.08 | 100.00% | 633,272.66 | 1.51% | 41,328,868.42 | 40,004,975.40 | 100.00% | 23,124.00 | 0.06% | 39,981,851.40 |

| | | | |
|---|---|---|---|
| | 32,997,926.64 | | |

**2**

| | | | | | | |
|---|---|---|---|---|---|---|
| | | | | | | |
| | 23,124.00 | 633,272.66 | 23,124.00 | | | 633,272.66 |

| | | | | | | | | | | |
|---|---|---|---|---|---|---|---|---|---|---|
| | 10,692,255.04 | 1.29% | 7,796,220.94 | 72.91% | 2,896,034.10 | 8,392,361.29 | 1.72% | 7,486,527.84 | 89.21% | 905,833.45 |

| | | | |
|---|---|---|---|
| 2-3 3 | 47,055,910.97 | 9,411,182.20 | 20.00% |
| 3-4 4 | 1,738,277.80 | 869,138.90 | 50.00% |
| 4-5 5 | 982,819.00 | 786,255.20 | 80.00% |
| 5 | | | |
| | 818,285,193.92 | 32,499,361.53 | -- |

| | |
|---|---|
| 1 1 | 673,493,382.00 |
| 1-6 | 543,613,919.85 |
| 6-12 | 129,879,462.15 |
| 1 2 | 97,458,541.00 |
| 2 3 | 50,117,499.07 |
| 3 | 7,908,026.89 |
| 3 4 | 3,703,796.25 |
| 4 5 | 1,812,561.41 |
| 5 | 2,391,669.23 |
| | 828,977,448.96 |

**2**

| | | | | | | |
|---|---|---|---|---|---|---|
| | | | | | | |
| | 28,554,706.04 | 26,004,424.82 | 10,023,066.38 | 4,240,482.01 | | 40,295,582.47 |
| | 28,554,706.04 | 26,004,424.82 | 10,023,066.38 | 4,240,482.01 | | 40,295,582.47 |

**3**

| | |
|---|---|
| | 4,240,482.01 |

| | | | | | |
|---|---|---|---|---|---|
| | | | | | |



cninf 巨潮资讯 www.cninfo.com.cn

| | | | | | |
|---|---|---|---|---|---|



cninf 巨潮资讯 www.cninfo.com.cn

**2**

| | | (%) |
|---|---|---|
| | 12 35 072,66 | 4.,3 |
| | 4 127 335,30 | ,03 |
| | 0 ..7 .22,00 | 1,34 |
| | 76 016,72 | ,52 |
| | 567 .66,3. | ,2. |
| | 22 064 002,.4 | 56,24 |

**8**

| | | |
|---|---|---|
| | 13,775,303.87 | 15,329,220.27 |
| | 13,775,303.87 | 15,329,220.27 |

**1**

**2**

**3**

**1**

| | | |
|---|---|---|
| | 13,344,674.99 | 11,714,863.88 |
| | 1,087,000.00 | 680,317.89 |
| | 980,012.46 | 879,850.54 |
| | | 2,940,000.00 |
| | 15,411,687.45 | 16,215,032.31 |

**2**

| | | | | |
|---|---|---|---|---|



cninf 巨潮资讯 www.cninfo.com.cn

| | 12 | ( ) | ( ) | |
|---|---|---|---|---|
| 2019 1 1 | 885,812.04 | | | 885,812.04 |
| 2019 1 1 | | | | |
| | 1,025,290.30 | | | 1,025,290.30 |
| | 274,718.76 | | | 274,718.76 |
| 2019 12 31 | 1,636,383.58 | | | 1,636,383.58 |

| | |
|---|---|
| 1 1 | 5,604,660.45 |
| 1-6 | 4,071,490.45 |
| 6-12 | |

| | | | | | |
|---|---|---|---|---|---|
| | | 5,000,000.00 | 1-2 5,000,000.00 | 32.44% | 500,000.00 |

| | | | | | | | | | | | |
|---|---|---|---|---|---|---|---|---|---|---|---|
| | | | | | | | | | | | |
| | | | | | | | | | | | |
| | 16,884,565.00 | | | -163,614.30 | | | | -7,041,630.70 | | 9,679,320.00 | 7,041,630.70 |
| | | | | -13,842.03 | | | | | | -13,842.03 | |
| | 16,884,565.00 | | | -177,456.33 | | | | -7,041,630.70 | | 9,665,477.97 | 7,041,630.70 |
| | 16,884,565.00 | | | -177,456.33 | | | | -7,041,630.70 | | 9,665,477.97 | 7,041,630.70 |

1 2019 8 14

(

SaaS

1,500 780 52% 300

20% 225 15% 150 10%

15 1% 15 1% 15

1% 1 /1 2019 12 31 2019

-13,842.03

2 [2020] 180 2019

12 31 3,226.44

7,041,630.70

**18**

**19**

**20**

**1**

**2**



cninf 巨潮资讯 www.cninfo.com.cn

**3**

**21**

| | | |
|---|---|---|
| | 212,645,513.26 | 223,474,963.99 |
| | 212,645,513.26 | 223,474,963.99 |

**1**

| | | | | | | |
|---|---|---|---|---|---|---|

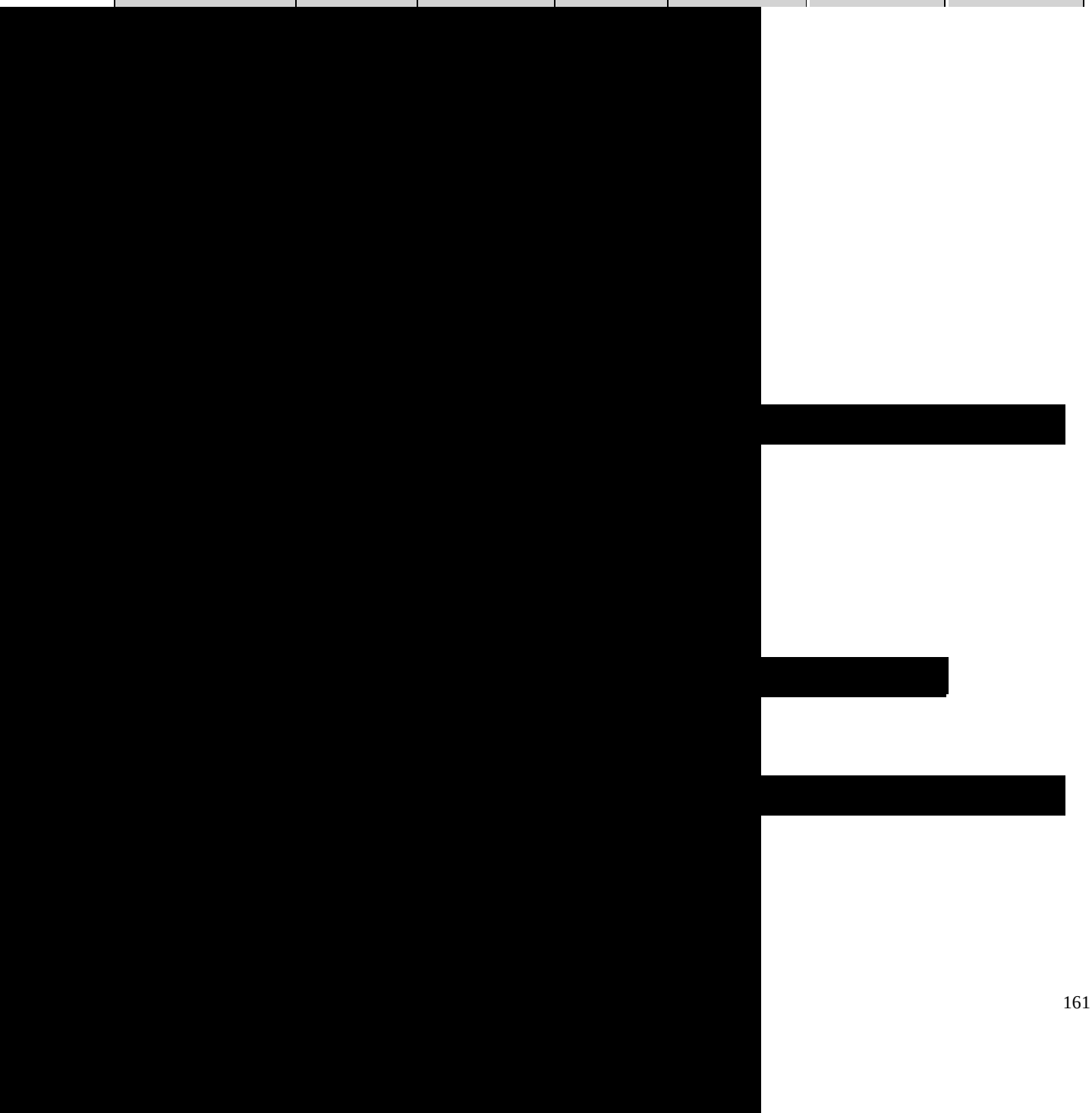

| | | | | | | |
|---|---|---|---|---|---|---|
| 2. | | | | | | |
| 1 | | | | | | |
| | | | | | | |
| 3. | | | | | | |
| 1 | | | | | | |
| | | | | | | |
| 4. | | | | | | |
| | | | | | | |
| 1. | 178,745,753.53 | 20,568,281.62 | | | | |

**2**

| | | | | | | | | | | | | |
|---|---|---|---|---|---|---|---|---|---|---|---|---|
| | 800,000,000.00 | | 25,442,598.11 | | | 25,442,598.11 | 3.18% | | | | | |
| | 800,000,000.00 | | 25,442,598.11 | | | | | | | | | |

| | | | | | | |
|---|---|---|---|---|---|---|
| | | | | | | |

2017 9

3000 20% 140.054

20%

2018 3 2

2018 3 6

12,000

80%

2017 2019

1,000 1,500 1,950

1,000 1,500 1,950

2019 21,691,435.37 2019

2019 Ù

| | | | | |
|---|---|---|---|---|
| | 12,642,185.57 | 1,896,327.84 | 5,966,213.91 | 894,932.09 |
| | 72,096,540.48 | 10,953,003.68 | 43,613,675.72 | 6,534,906.44 |

**2**

**3**

**28**

**1**

| | | |
|---|---|---|
| | 40,000,000.00 | 40,000,000.00 |
| | 111,500,000.00 | 124,578,221.74 |
| | 151,500,000.00 | 164,578,221.74 |

1 2019 7 2 0201000273-2019
00001 0201000273-2019 00167 00168
00169 00171 00172 42,900,000.00
12 2019 7 3 2020 7 2 2019
12 31 14,400,000.00
2 2019 5 13

0.00

**30**

**1**

| | | |
|---|---|---|
| 1 1 | 253,576,682.32 | 152,997,315.20 |
| 1-2 2 | 6,178,769.77 | 3,800,247.66 |
| 2-3 3 | 3,114,769.64 | 4,709.66 |
| 3 | 1,551.23 | |
| | 262,871,772.96 | 156,802,272.52 |

**31**

| | | | | |
|---|---|---|---|---|
| | 20,066,390.08 | 223,843,761.76 | 221,509,281.72 | 22,400,870.12 |

**2**

BDC 344.11 6

| | | | | |
|---|---|---|---|---|
| 1 | 19,805,016.91 | 199,114,837.35 | 196,836,452.69 | 22,083,401.57 |
| 2 | | 6,659,119.12 | 6,659,119.12 | |
| 3 | -4,518.69 | 3,052,4.02 95 | | |

cninf 巨潮资讯 www.cninfo.com.cn

| | | | | |
|---|---|---|---|---|
| | | 32,264,470.00 | | 32,264,470.00 |

2019 142.7 32,264,470.00

**44**

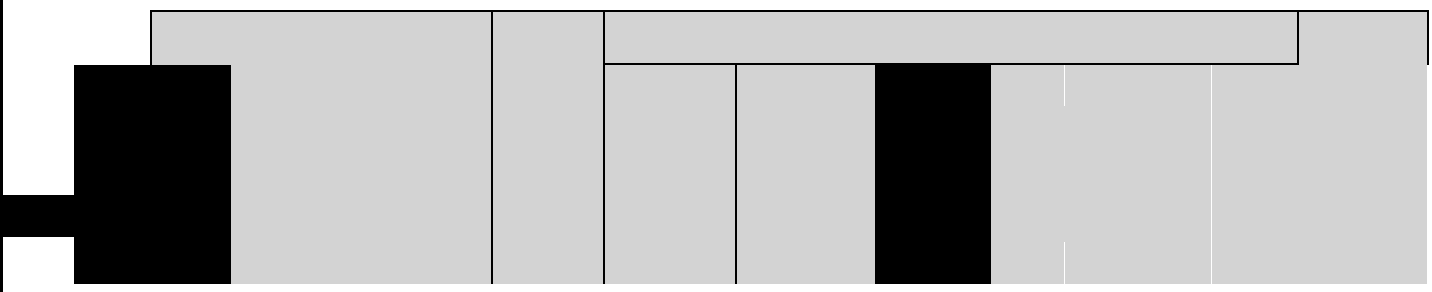

1)

2)

3)

4)

5)

**47**

| | | | | |
|---|---|---|---|---|
| | | | | |
| | 1,658,839,439.44 | 1,093,908,027.18 | 1,196,669,423.86 | 765,374,374.42 |
| | 1,523,926.38 | 1,294,307.74 | 1,428,720.74 | 73,309.28 |
| | 1,660,363,365.82 | 1,095,202,334.92 | 1,198,098,144.60 | 765,447,683.70 |

**48**

| | | |
|---|---|---|
| | 4,704,036.43 | 3,337,696.21 |
| | 2,798,601.04 | 1,999,945.83 |
| | 1,810,443.53 | 1,659,573.23 |
| | 468,099.82 | 151,904.60 |
| | 25,727.36 | 23,246.52 |
| | 951,974.62 | 776,901.65 |
| | 1,865,734.97 | 1,333,297.20 |
| | 474,794.50 | 1,237,224.70 |
| | 13,099,412.27 | 10,519,789.94 |

**49**

| | | |
|---|---|---|
| | 74,823,228.31 | 51,672,007.04 |
| | 6,553,306.86 | 7,340,364.58 |



cninf 巨潮资讯 www.cninfo.com.cn

| | | |
|---|---|---|
| | 13,144,746.80 | 11,358,587.23 |
| | 44,295,049.36 | 36,336,072.21 |
| | 4,752,589.00 | 5,184,108.74 |
| | 3,656,167.95 | 3,801,060.78 |
| | 4,466,941.69 | 3,226,622.20 |
| | 1,652,599.39 | 1,925,639.79 |
| | 153,344,629.36 | 120,844,462.57 |

**50**

| | | |
|---|---|---|
| | 13,544,214.83 | 8,130,390.54 |
| | 1,095,224.54 | 139,343.43 |
| | 2,673,061.56 | 1,551,284.10 |
| | 674,595.75 | 874,039.14 |
| | -1,807,914.68 | -1,274,467.51 |
| | 9,483,867.38 | 4,569,943.22 |

**53**

| | | |
|---|---|---|
| | 5,945,936.19 | 30,901,220.59 |

| | | |
|---|---|---|
| | -17,334,078.64 | |

**57**

| | | |
|---|---|---|
| | | -10,028,794.31 |

**62**

**63**

**1**

| | | |
|---|---|---|
| | 2,624,356.64 | 1,529,391.69 |
| | 3,415,911.33 | 4,827,313.14 |
| | 13,130,507.85 | 28,090,903.49 |
| | 331,440.00 | |
| | 16,027,799.22 | |
| | 1,031,174.42 | 2,245,488.75 |
| | 36,561,189.46 | 36,693,097.07 |

**2**

| | | |
|---|---|---|
| | 87,937,271.69 | 53,623,829.87 |
| | 3,516,073.25 | 6,615,841.22 |
| | 15,372,610.33 | 4,853,182.63 |
| | 408,000.00 | 486,844.50 |
| | 107,233,955.27 | 65,579,698.22 |

**3**

| | | |
|---|---|---|
| | | 5,000,000.00 |
| | | 5,000,000.00 |

**4**



cninf 巨潮资讯 www.cninfo.com.cn

| | | |
|---|---|---|
| | 61,605,863.71 | 26,529,695.66 |
| | 40,250,000.00 | |
| | | 13,240,156.68 |
| | 101,855,863.71 | 39,769,852.34 |

**5**

| | | |
|---|---|---|
| | 100,058,369.65 | 50,160,143.31 |
| | 2,795,000.00 | |
| | 400,000.00 | 40,000,000.00 |
| | 4,413,385.56 | 4,934,474.91 |
| | 4,477,008.65 | |
| | 112,143,763.86 | 95,094,618.22 |

**64**

**1**

| | | |
|---|---|---|

| | | |
|---|---|---|
| | 80,933,768.53 | -42,673,196.08 |
| | -360,978,664.72 | -224,341,463.01 |
| | 149,333,383.83 | 177,913,304.82 |
| | 7,694,901.20 | 207,001.20 |

| | | | |
|---|---|---|---|
| [redacted] | 17,686,875.02 | 6.9762 | 123,387,177.52 |
| [redacted] | 107,479.05 | 7.8155 | 840,002.52 |

**2**

Ä1 Å2019 10

100% ù

| | | | | | | | | | | | | |
|---|---|---|---|---|---|---|---|---|---|---|---|---|
| | 19,583,371.81 | 167,959.09 | 19,751,330.90 | 12,646,822.92 | | 12,646,822.92 | | | | | | |
| | 708.95 | | 708.95 | 168,587.35 | | 168,587.35 | | | | | | |

| | | | | | | | | |
|---|---|---|---|---|---|---|---|---|
| | | | | | | | | |
| | 4,341,968.51 | 1,471,909.18 | 1,471,909.18 | -369,131.65 | 44,837.93 | -305,376.41 | -305,376.41 | -362,481.54 |
| | 2,041,854.73 | -98,089.82 | -98,089.82 | 157,957.93 | 230,948.29 | -82,018.91 | -82,018.91 | 117,023.92 |
| | 14,867,256.64 | 4,354,507.98 | 4,354,507.98 | -1,434,136.54 | | | | |
| | | -167,878.40 | -167,878.40 | | | | | |

**2**

**1**

4

49% 2019 4 1

**2**

**3**

**1**

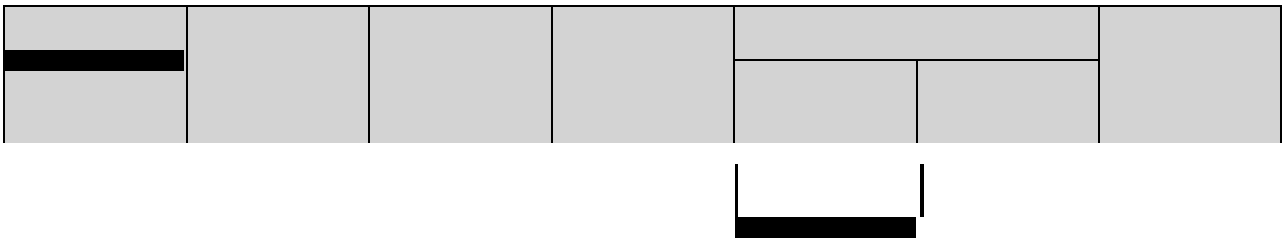

| | | |
|---|---|---|
| | / | / |
| | | |
| | | |
| | | |
| | -545,380.99 | -260,853.55 |
| | | |
| | | |

| | | | | | | |
|---|---|---|---|---|---|---|
| | 61,140,987.21 | 9,153,860.94 | 70,294,848.15 | 1,977,354.22 | 156.95 | 1,977,511.17 |
| | 1,199.20 | | 1,199.20 | | 1,453,759.41 | 1,453,759.41 |
| | 184,529,363.93 | 10,163,126.70 | | | | |



cninf 巨潮资讯 www.cninfo.com.cn

| | | | | |
|---|---|---|---|---|
| | | | | |
| | -- | -- | -- | -- |
| | | 200,012,083.33 | | 200,012,083.33 |
| 1. | | 200,012,083.33 | | 200,012,083.33 |
| | | 200,012,083.33 | | 200,012,083.33 |
| | -- | -- | -- | -- |

**2**

**3**

**4**

**5**

**6**

**7**

**8**

**9**

**1**

| | | | | | |
|---|---|---|---|---|---|
| | | | | | |
| | | | | 37.0477% | 37.0477% |

5,356.04 36.21%
18.91% 655.11 4.43%
37.0477%



cninf 巨潮资讯 www.cninfo.com.cn

**2**

**3**

| | |
|---|---|
| | |
| | |

| | |
|---|---|
| | 5% |

| | |
|---|---|
| | |
| | 21% |
| | |
| | |
| | |
| | |
| | |
| | |

**5**

**1**

/

**3**

| | | |
|---|---|---|
| [redacted] | 10,134,890.66 | 8,109,824.70 |

**6**

**1**

72.8% 2018 2022 107.36%

20% 30% 30% 20%

2 22.61 / 22.61

3.42 7

12

24 36 48

2019~2022

2018 2019 20% 2018

2020 44% 2018 2021

72.8% 2018 2022

107.36%

20% 30% 30% 20%

**2**

2019 5 13 99 97.7
34 192.7
1 2019
33 142.7 1.09%
38.29 / 22.61 / 2019
7,487,900.00
2 2015 1 12
12 28.3516 53
5

4.78 2014 11 PE

17.48 1,406,547.40 5
2019 207,001.20

**3**

**4**

**1**

,
1 2012 8 31

90
10,300 103,000.00
5 8% 3,000 5 10% 400 5 10%
2012 9 1 2032 8 31
2 2014 8 1

90
7663 84,293.00 5
10% 15 2014 10 1 2024 7 31
2014 8 1 2014 9 30
3 2018 4 23
818 1



cninf 巨潮资讯 www.cninfo.com.cn

8250 15 / / 3 / /

2018 5 1 2021 4 30 2018 5 1 2019 4 30

**2**

0

**3**

**1**

2020 4

10 3.5 0

10 8

**2**

**3**

**1**

1

6 2019 8 14 2019



cninf 巨潮资讯 www.cninfo.com.cn

2019 155 1,500 780
52% 300 20%
100%
BVI

VIE WFOE

BVI
3 A
[2019] 963
A
1,606.5249 40.46 / 2019 11 28
A 1,606.5249 649,999,974.54
40,829,327.54
609,170,647.00
4 2019 10 28



cninf 巨潮资讯 www.cninfo.com.cn

| | | | | | | | | | | |
|---|---|---|---|---|---|---|---|---|---|---|
| | 10,692,255.04 | 1.52% | 7,796,220.94 | 72.91% | 2,896,034.10 | 8,392,361.29 | 1.96% | 7,486,527.84 | 89.21% | 905,833.45 |
| | 694,371,304.49 | 98.48% | 26,503,576.12 | 3.82% | 667,867,728.37 | 419,095,087.57 | 98.04% | 18,141,205.36 | 4.33% | 400,953,882.21 |
| | | | | | | | | | | |
| | 35,445,901.14 | 5.03% | | | 35,445,901.14 | 5,823,854.06 | 1.36% | | | 5,823,854.06 |
| | 658,925,403.35 | 93.46% | 26,503,576.12 | 4.02% | 632,421,827.23 | 413,271,233.51 | 96.141M | | | |

| | | | |
|---|---|---|---|
| 5 | | | |
| | 658,925,403.35 | 26,503,576.12 | -- |

| | | |
|---|---|---|
| | 1,087,000.00 | 680,317.89 |
| | 688,578.93 | 628,931.14 |
| | 83,671,824.31 | 39,428,984.94 |

**2**

| | | | | |
|---|---|---|---|---|
| | 12 | ( ) | ( ) | |
| 2019 1 1 | 827,088.84 | | | 827,088.84 |
| 2019 1 1 | | | | |



**1**

| | | | | | | | | | | | |
|---|---|---|---|---|---|---|---|---|---|---|---|
| | 16,884,565.00 | | | -177,456.33 | | | | 7,041,630.70 | | 9,665,477.97 | 7,041,630.70 |
| | 16,884,565.00 | | | -177,456.33 | | | | 7,041,630.70 | | 9,665,477.97 | 7,041,630.70 |

**3**

1 2019 8 14

(

SaaS

1,500 780 52% 300 20%

225 15% 150 10% 15

1% 15 1% 15 1%

1 /1 2019 12 31 2019

-13,842.03

0 0. 0. 6. 0. 7 0

1 “ ” 1 004, 22

5 . 2 41. , 5.

**4**

| | | | | |
|---|---|---|---|---|
| | | | | |

**1**

| | | |
|---|---|---|
| | 168,332.99 | |
| | 4,273,918.91 | |
| | -651,197.63 | |



cninf 巨潮资讯 www.cninfo.com.cn

**3**

**4**



cninf 巨潮资讯 www.cninfo.com.cn

2019



cninf 巨潮资讯 www.cninfo.com.cn